

Quick Reference Guide / Accessories



Content

Library accessories	2
Material list additional accessories	3

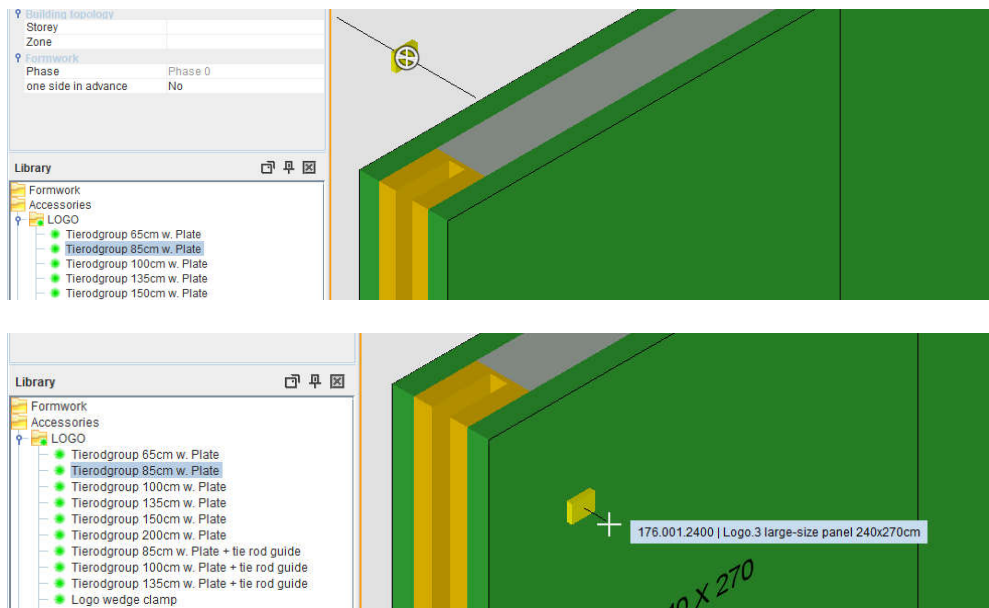
10/2019

Library accessories

In addition to the formwork and symbol libraries, the "Design" view also includes an extensive library of accessories. The accessories can also be inserted manually in the formwork solution.



By double-clicking with the left mouse button on the desired accessory, it can be inserted in the drawing. The respective accessories can only be dropped of at the designated construction points.

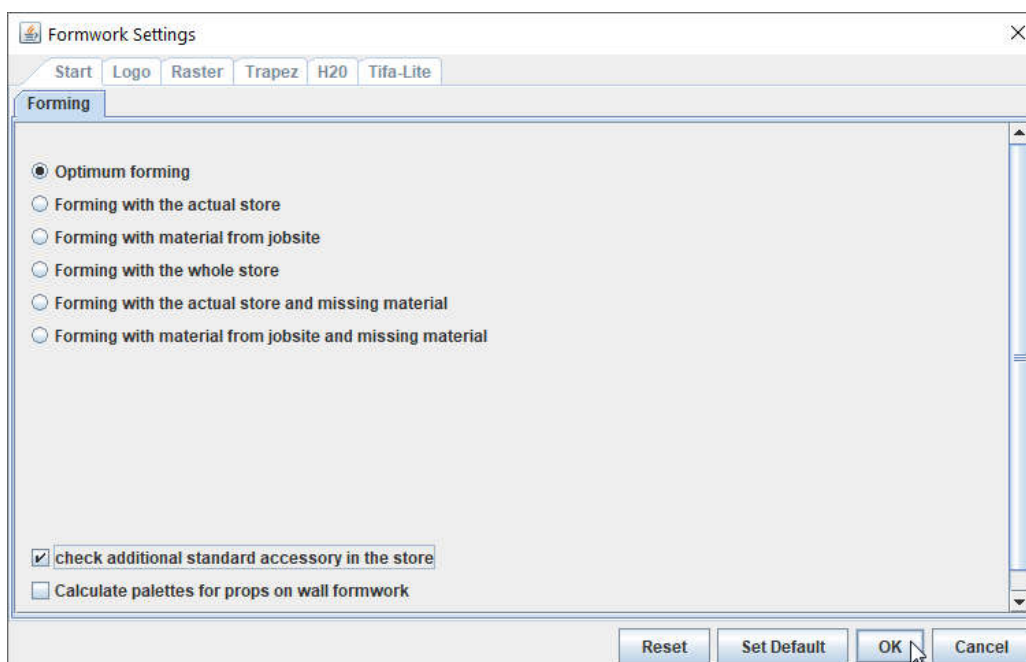


The attachment of the accessory article is carried out by a mouse click (left) on the appropriate place.

Material list additional accessories

According to the used formwork system, additional accessories are added in the list of materials. For example crane lifting clamp, euro pallet etc.

By default, this is done without checking the inventory. However, it can be set to only add the standard accessory if it is available in the warehouse. To do this, the checkbox "**check additional standard accessories in the store**" must be activated in the Formwork Settings.



LOGO crane lifting clamp KLHD (Art.-nr.: 187.500.0160)

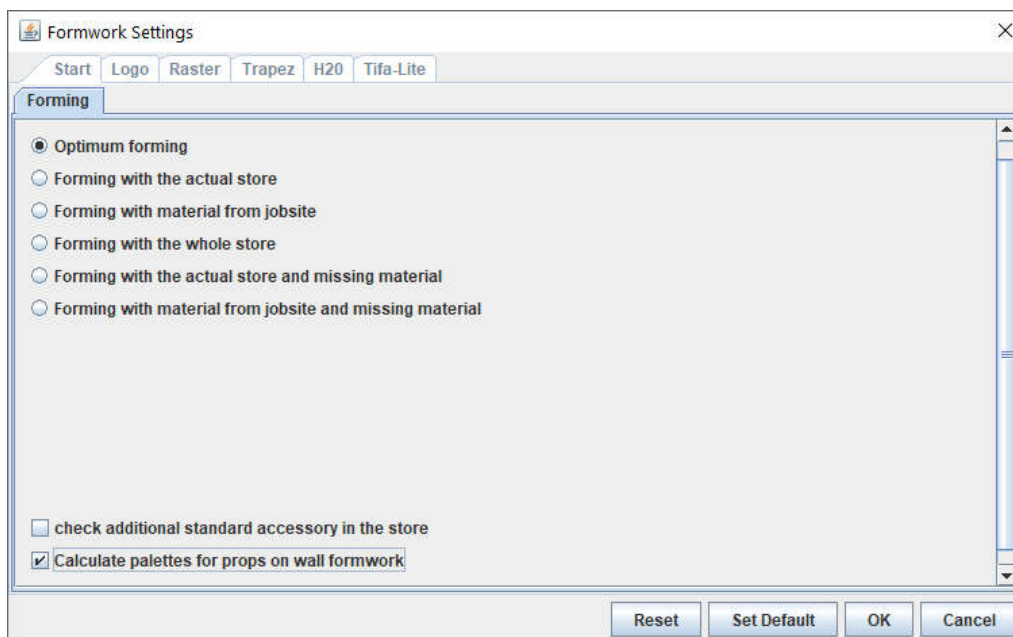
By default, the Logo crane lifting clamp KLD 3d (Art.-Nr. : 187.500.0091) is added in the material list. If the logo crane attachment KLHD is to be planned, the logo crane attachment KLD 3d must be deactivated in the warehouse stock. And the checkbox "**check additional standard accessories in the store**" must be activated in the Formwork Settings.

Rack for LOGO platform brackets cpl. (Art.-nr.: 187.500.0163)

Racks for LOGO platform brackets are added to the bill of material according to the number of platform brackets. Only if the Racks in the warehouse are deactivated and the checkbox "**check additional standard accessories in the store**" is activated, no racks are calculated in the bill of material.

Stacking pallet 165x110cm (Art.-nr.: 189.002.0004) and Stacking pallet 240x80cm (Art.-nr.: 189.002.0005)

For the props (slab formwork), the stacking pallet 165x110cm is planned in the material list. So that the stacking pallets 165x110cm or 240x80cm are planned for props, the checkbox "**Calculate palettes for props on wall formwork**" must be activated in the Formwork Settings.

**Formwork oil**

The required formwork oil can be calculated.

To do this, the PASCHAL parting compound P300 (art. nr.: 189.003.0011 and 189.003.0013) or PASCHAL parting compound P2000 (art. Nr.: 189.003.0018 and 189.003.0019) must be active in the

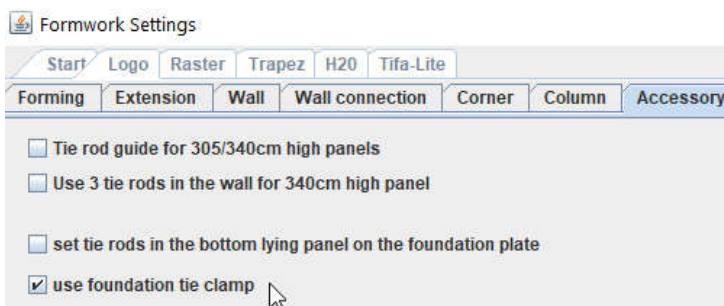
warehouse stock. If both parting compounds are active, parting compound P2000 is scheduled. If the parting compound pistol 5 liters (art. nr.: 189.003.0009) is active in the warehouse stock, it will also be inserted in the material list.

LOGO platform bracket

The LOGO platform bracket can be set down manually in isometry. LOGO concreting platform 120x238cm folding (art. nr.: 187.500.0097), LOGO concreting platform 120x124cm folding (art. nr.: 187.500.0120), LOGO concreting platform for inside corner folding (art. nr.: 187.500.0130), Lateral protection for concreting platform (art. nr.: 187.500.0114) The LOGO platform bracket and the Lateral protection for concreting platform are available in the warehouse. The LOGO platform bracket can be set down manually in isometry.

LOGO foundation tie clamp (Art.-Nr. : 187.500.0125)

To schedule the LOGO foundation tie clamp, the LOGO foundation tie clamp and the perforated tie must be present in the warehouse and the checkbox **"use foundation tie clamp"** must be activated in the Formwork Settings. The maximum wall height for the foundation tie clamp for LOGO is 90cm.



Modular foundation tie clamp (Art.-Nr. : 180.000.0000)

To schedule the modular foundation tie clamp, the tie clamp and the perforated tie must be present in the warehouse and the checkbox **"use foundation tie clamp"** must be activated in the Formwork Settings. The max. wall height and the max. formwork height for the modular foundation tie clamp is 125cm. If foundation tie clamps and foundation straps are active, an attempt is first made to set foundation straps.

