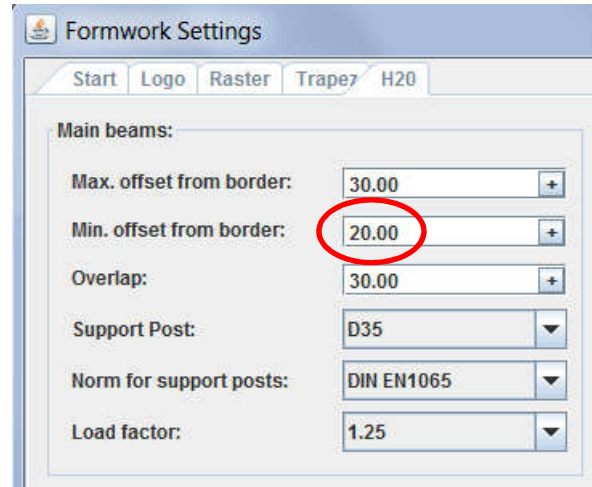
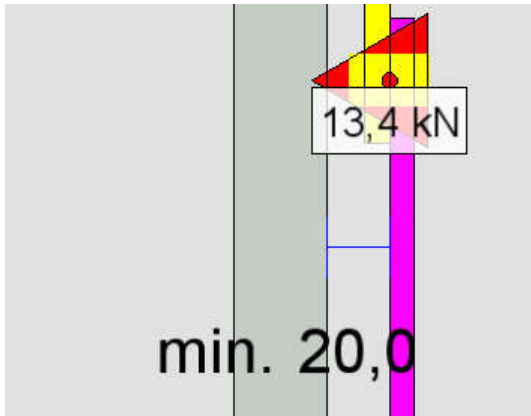


Short Description

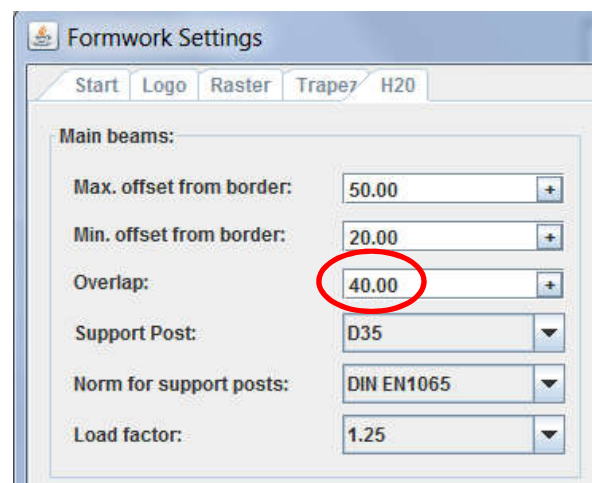
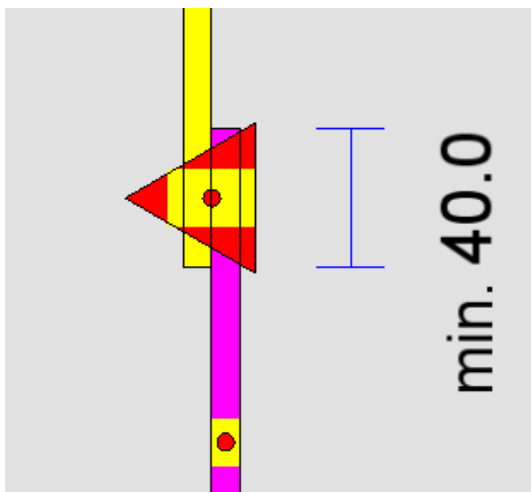
Formwork Settings H20 Beams



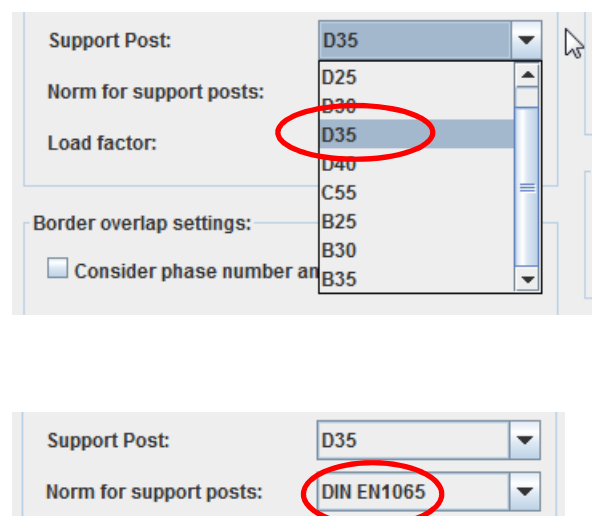
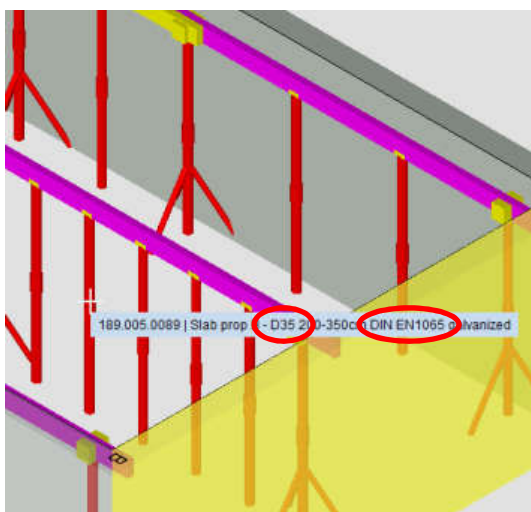
Min. offset from border:



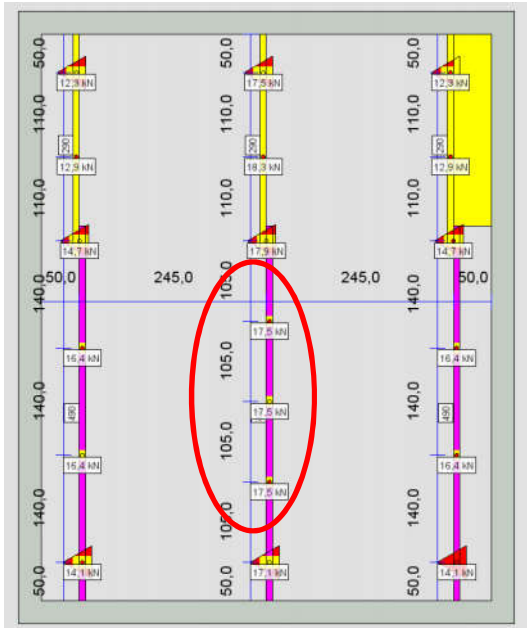
Overlap:



Prop:



Load factor:



Formwork Settings

Start Logo Raster Trapez H20

Main beams:

Max. offset from border: 50.00 +

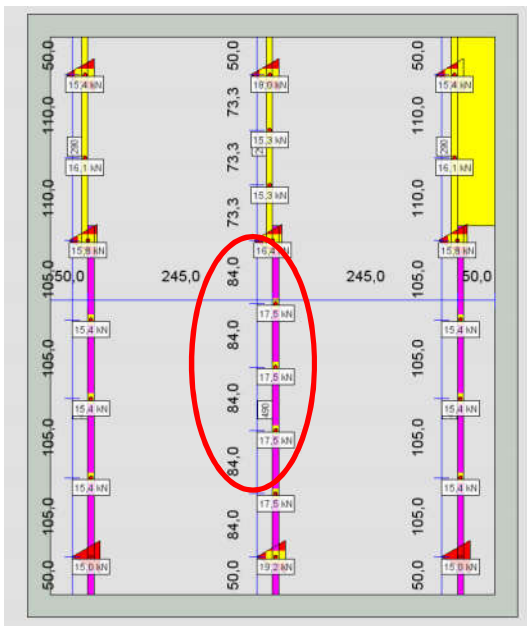
Min. offset from border: 20.00 +

Overlap: 30.00 +

Support Post: D35

Norm for support posts: DIN EN1065

Load factor: 1.00



Formwork Settings

Start Logo Raster Trapez H20

Main beams:

Max. offset from border: 50.00 +

Min. offset from border: 20.00 +

Overlap: 30.00 +

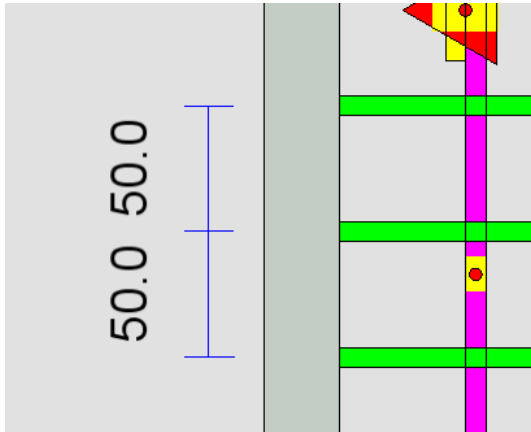
Support Post: D35

Norm for support posts: DIN EN1065

Load factor: 1.25

Secondary beams

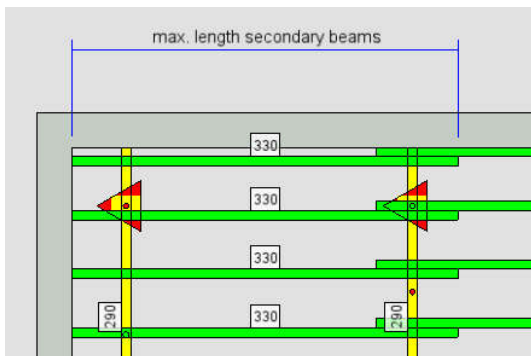
Preferred spacing:



Secondary beams:

Preferred spacing:	<input type="text" value="500.00"/>	+
Maximum length:	<input type="text" value="3300.00"/>	+
Overhang:	<input type="text" value="150.00"/>	+
Max. wall offset	<input type="text" value="100.00"/>	+
Assembly tolerance:	<input type="text" value="50.00"/>	+

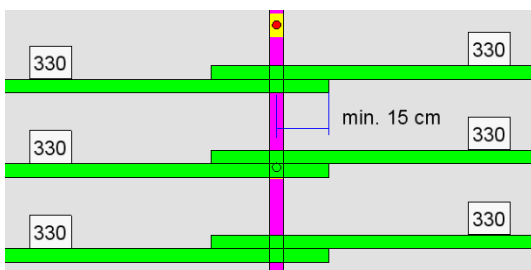
Maximum length:



Secondary beams:

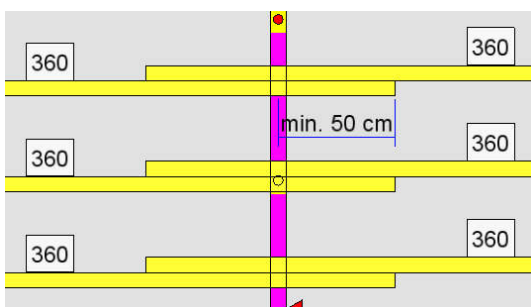
Preferred spacing:	<input type="text" value="500.00"/>	+
Maximum length:	<input type="text" value="3300.00"/>	+
Overhang:	<input type="text" value="150.00"/>	+
Max. wall offset	<input type="text" value="100.00"/>	+
Assembly tolerance:	<input type="text" value="50.00"/>	+

Overhang:



Preferred spacing:

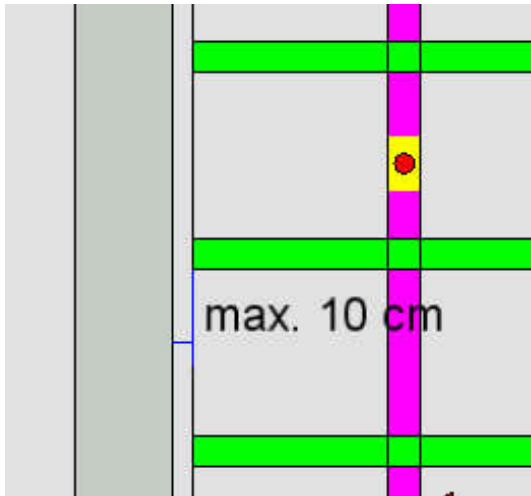
Preferred spacing:	<input type="text" value="50.00"/>	+
Maximum length:	<input type="text" value="330.00"/>	+
Overhang:	<input type="text" value="15.00"/>	+
Max. wall offset	<input type="text" value="10.00"/>	+
Assembly tolerance:	<input type="text" value="5.00"/>	+



Preferred spacing:

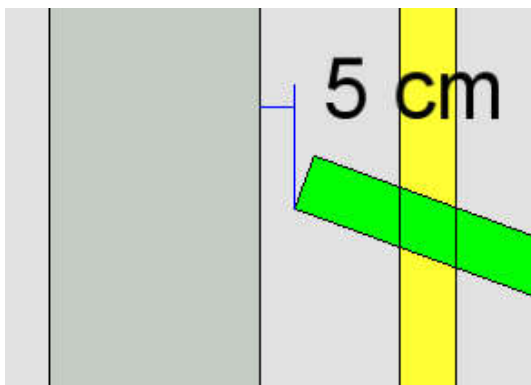
Preferred spacing:	<input type="text" value="50.00"/>	+
Maximum length:	<input type="text" value="330.00"/>	+
Overhang:	<input type="text" value="50.00"/>	+
Max. wall offset	<input type="text" value="10.00"/>	+
Assembly tolerance:	<input type="text" value="5.00"/>	+

Max. wall offset:



Preferred spacing:	50.00	+
Maximum length:	330.00	+
Overhang:	50.00	+
Max. wall offset	10.00	+
Assembly tolerance:	5.00	+

Assembly tolerance:



Preferred spacing:	50.00	+
Maximum length:	330.00	+
Overhang:	50.00	+
Max. wall offset	10.00	+
Assembly tolerance:	5.00	+